

ALL-NEW
RENAULT

TRAFIC

EFFICIENT, CLEVER AND VERSATILE

JANUARY 2015

MANUFACTURER'S RECOMMENDED RETAIL PRICES



DRIVE THE CHANGE





THE ALL-NEW RENAULT TRAFIC

THE ALL-NEW TRAFIC VAN HAS BEEN SPECIFICALLY DESIGNED TO MEET THE NEEDS OF PROFESSIONALS, WHATEVER THEIR BUSINESS ENVIRONMENT. IN PANEL VAN, CREW VAN AND PASSENGER VERSIONS, THE ALL-NEW TRAFIC CAN BE ADAPTED TO YOUR EVERY DEMAND, OFFERING A WIDE RANGE OF CUSTOM-BUILT, PRACTICAL SOLUTIONS PLUS THE ABILITY TO CREATE LOADS OF OTHER VARIATIONS USING THE PLATFORM CAB VERSION AS A BASE. WITH ITS STYLISH AND PROTECTIVE DESIGN, QUIET EFFICIENT ENGINES, THE LATEST ON-BOARD TECHNOLOGY AND HIGH LEVELS OF COMFORT AND SAFETY, THE ALL-NEW TRAFIC HOLDS ALL THE TRUMP CARDS.

YOUR MOBILE OFFICE



1. Underseat storage of up to 54 litres ensures large objects are close to hand, whilst ensuring they are safely transported. **2. Tablet cradle.** The adjustable tablet cradle holds devices in place allowing you to access information easily. **3. Smartphone cradle.** Adjustable for height and width, the smartphone cradle accommodates most sizes, meaning you're always connected. **4. Mobile office.** An innovative fold down central seat incorporates a detachable A4 clipboard holder, which can be fixed in place to face the driver or passenger, whilst the backrest can be opened out to reveal laptop storage **5. Comfort every day.** The specially contoured driver's seat with added lateral support features height and lumbar adjustment as standard plus an armrest. A new driving position and height/reach adjustable steering wheel ensures total comfort. **6. R&Go.** iOS & Android users can download the R&Go application to their smartphone or tablet to provide access to navigation, telephone commands, multimedia files and vehicle trip information. **7. Touchscreen.** MediaNav is a built-in touchscreen infotainment system with access to navigation, radio, music files and telephone commands.

ENERGY dCi ENGINE

DOUBLE THE PERFORMANCE

THE WINNING DUO



ROB WHITE
Director,
Renault Sport F1®

GASPAR GASCON
Director,
Renault Power Train Engineering

At Renault, technological innovation is driven by the passion of our employees. **Rob White, Technical Director of Renault Sport F1®**, works with his team to create the Renault engines that power a quarter of all Formula 1® teams. Winning engines for over 35 years! World champions 12 times.

For production cars, **Renault Power Train Engineering Director Gaspar Gascon** and his staff develop the new range of ENERGY engines.

Think the two are unrelated? Think again. On a day-to-day basis, Rob and Gaspar keep in touch, discussing and working together to develop new ideas, each benefiting from the other's know-how with the enthusiasm of born pioneers. Their goal: to reduce fuel consumption and CO₂ emissions by 35%, test engine strength under extreme conditions and take the everyday pleasure of driving a Renault to ever greater heights.

When two teams of engineers obsessed with innovation combine their efforts and share their expertise, the drive for creating some of the world's best engines is doubled.

A product of the latest generation 1.6 dCi block developed by Renault, the All-New Traffic engine benefits from the best in modern technology that improves fuel economy by 5.8mpg*. It consists of a variable geometry turbocharger (dCi 90 hp and dCi 115 hp) and Twin Turbo (ENERGY dCi 120 hp and dCi 140 hp), thus offering a large range of engines to meet everyone's needs.

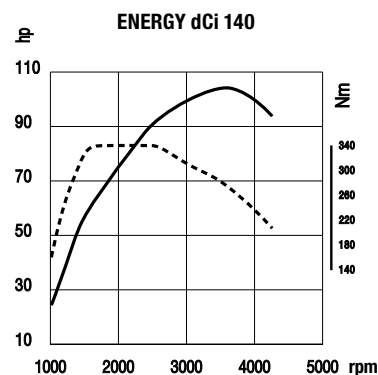
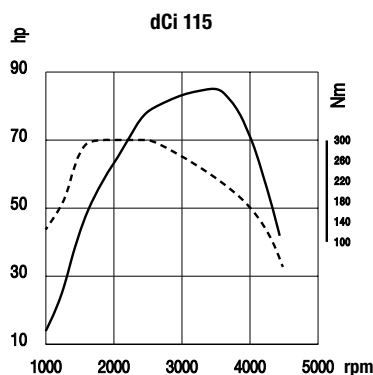
The TwinTurbo engine, with Stop & Start technology and the new regenerative braking system (Energy Smart Management), helps All-New Traffic achieve fuel economy of up to 47.9mpg (LCV) or 49.6mpg (Passenger) helping you to minimise fuel costs.

The double stage turbocharging allows for flexible driving and instant pick-up, even under load, all the while giving more power at high speeds:

- The first low inertia turbo provides high torque from low speeds to give you greater responsiveness when pulling away and restarting.
- the second turbo takes over at high speeds, it lets you call for more power for constant, smooth acceleration.

Better fuel economy and more driving pleasure! With All-New Traffic, you win either way.

*Approved conditions according to applicable regulations.



--- Torque (Nm)
— Power (hp)



DRAWING ON RENAULT'S FORMULA 1 EXPERTISE, THE ALL-NEW TRAFIC OFFERS A RANGE OF ENGINES THAT BRING TOGETHER ECONOMY, FLEXIBILITY AND PERFORMANCE. THE ENERGY dCi TWIN TURBO ENGINE MEETS THE CHALLENGE OF IMPROVING FUEL ECONOMY ABOVE 49MPG, WHILE MAINTAINING DRIVING PLEASURE.



GET THE FULL MEASURE OF ITS INGENUITY

FOR THE ALL-NEW TRAFIC, RENAULT HAS DEVELOPED CLEVER SOLUTIONS TO MAKE THE LOADING AREA MORE PRACTICAL. ITS ADDITIONAL FLAP UNDER THE PASSENGER BENCH ALLOWS YOU TO CARRY ITEMS UP TO 4.15 METRES LONG (LWB) WITH A CLEVER INTERNAL ROOF RACK AND A LARGE RANGE OF ACCESSORIES THE INTELLIGENTLY DESIGNED ALL-NEW TRAFIC OFFERS ENDLESS POSSIBILITIES.

The All-New Traffic uses a range of features to offer you the best load capacities in the market. It is unbeatable for length, with the flap under the passenger bench seat that adds 1.2 metres to the load length to accommodate objects up to 3.75 m long (4.15 m for LWB).

The load volume – 5.2 m³ on the SWB and 6 m³ on the LWB – has been maximised with a loading volume which is as capacious as ever. This means that with the All-New Traffic you can carry 3 Euro pallets in the SWB version. All-New Traffic offers you innovative equipment, such as the hands-free card, the interior roof rack, and up to 18 anchorage rings depending on the version.

To further enhance the load carrying ability of All-New Traffic a wide range of accessories for the load area are available.

All businesses will find an All-New Traffic model to suit their needs. Renault has equipped the All-New Traffic with everything you need to build a bespoke conversion and offers a network of accredited converter partners. The possibilities are endless!



Hands-free key card



16 anchorage rings as standard on SWB,
18 on LWB versions



Load through bulkhead flap is magnetised to fix easily and securely in place





Load through bulkhead allows you to load in to passenger foot well



Interior roof rack

VERSATILE

EUROPE'S NO. 1 VAN MANUFACTURER RENAULT CAN PROPOSE A WIDE RANGE OF ALL-NEW TRAFIC VARIANTS TO SUIT YOUR SPECIFIC NEEDS.



PANEL VAN

Choose from short or long wheelbase, low or high roof, glazed or paneled. Loading is made easy thanks to the low load threshold, whilst load volumes from 5.2m³ to over 8m³ mean you'll have all the space you need.



CREW VAN

Need to get tools and a team to site? The Crew Van has seating for 6 and can still carry the tools you need for the job - safely and securely.




PASSENGER

With seating for up to 9 people the All-New Trafic Passenger is the ultimate way to transport clients, employees or the family.

CLEVER

INNOVATION FOR ALL! A RANGE OF FEATURES ARE AVAILABLE TO KEEP YOU SAFE, SAVE YOU MONEY AND MAKE LIFE EASIER.



1. Grip Xtend. Over loose surfaces such as gravel, light snow and mud, engage Grip Xtend and one wheel will be allowed to spin to help you gain traction. **2. ECO mode.** Push the ECO mode button and throttle response is optimised for maximum fuel economy. **3. Wide View mirror.** Built into the passenger vanity mirror, this simple solution helps you to see into your blind spot. **4. Hill Start Assist.** Makes Hill Start easy as the vehicle is held on an incline without the use of the handbrake, for 2 seconds while you engage gear and apply power. **5. Rear parking camera.** See the full picture with a cleverly mounted rear parking camera. **6. Hands-free key card.** Unlock the driver and front passenger doors and the rear doors/tailgate without handling a key.

STAY CONNECTED

RENAULT'S ON-BOARD TOUCH SCREEN INFO-TAINMENT SYSTEM - MEDIANAV PROVIDES ACCESS TO USEFUL AND PRACTICAL FEATURES INCLUDING: NAVTEQ NAVIGATION, ARKAMYS RADIO AND HANDSFREE TELEPHONY USING BLUETOOTH® TECHNOLOGY. ENJOY STRESS FREE TRAVEL WITH RENAULT MEDIANAV.



1. A simple touch of the screen to personalise your screen: 2D or 3D Birdseye view mapping and also activate the vocal navigation guide. **2.** MediaNav includes touchscreen Nav 'n' Go Navigation as standard. Simple and intuitive, you'll never get lost again and can have up to the minute mapping at <https://renault.naviextras.com/>. **3.** Listen to your music by simply plugging your device into the USB or jack. **4.** Bluetooth® technology comes as standard so you can make and receive calls on the move. Operate it by the fingertip controls, giving you a huge choice of stations with top sound quality.

RENAULT - R&GO

FOR iOS AND ANDROID USERS, YOU CAN DOWNLOAD THE R&GO APPLICATION TO YOUR TABLET OR SMARTPHONE TO PROVIDE ACCESS TO NAVIGATION, TELEPHONE COMMANDS, MULTIMEDIA FILES AND VEHICLE TRIP INFORMATION. THE APPLICATION IS FREE TO DOWNLOAD AND MAPS FOR NAVIGATION START AT JUST £19.99.



READY4WORK⁴

FOR PROFESSIONALS THAT NEED TO STORE TOOLS AND EQUIPMENT, THE READY4WORK SYSTEM ARRIVES AT YOUR DEALER FITTED SO YOU CAN GET STRAIGHT TO WORK. THERE IS A CHOICE OF TWO SPECIFICATIONS TO SUIT YOUR NEEDS (SHORT WHEELBASE VERSIONS ONLY)



System 1

Has been designed to provide professionals with a durable racking system suitable for the storage of a wide range of tools, components and accessories.

- two part anti-slip phenolic coated floor
- load and crash tested extruded aluminium floor rails to give maximum strength
- 10mm plywood base
- no drilling into vehicle structure
- brackets connect to the existing load lashing points
- racking manufactured from high strength Dual-Phase steel
- lighter and stronger than normal mild steels, helping to maximise payload
- durability tested to an equivalent of 65,000 miles of normal road use
- weight : 86kg*

* Needs to be subtracted from the payload.

Not compatible with factory load area protection options e.g. plywood flooring.



Specialist Storage System

Designed for the more specialised professional requiring an improved system for the storage of tools and service equipment.

Construction

Rear right hand unit includes the following above Storage System 1:

- Telescopic drawer unit consisting of :
 - 2 x (500mm (w) x 75mm (h) x 355mm (d)) drawers
 - 1 x (500mm (w) x 150mm (h) x 355mm (d)) drawer
- Adjacent to drawer unit is a 500mm(w) x 75mm (h) x 355mm (d) shelf

Left hand unit and tool panel assembly unit are as per Storage System 1.

- weight : 108kg*

* Needs to be subtracted from the payload.

Not compatible with factory load area protection options e.g. plywood flooring.

PRICING	FITTED BASIC PRICE	TOTAL RETAIL PRICE
Storage System 1 (SWB only)	995.00	£1194.00
Specialist Storage System (SWB only)	1200.00	£1440.00

ALL-NEW TRAFIC VAN STANDARD FEATURES

BUSINESS

Technology

4 years warranty (100k miles) & 4 years free roadside assistance

Trip computer

DAB radio with Bluetooth, USB socket and AUX input with 2x15W speakers

12v power socket (front)

6 speed gearbox with gear shift indicator

Interior

Closed glove box

Driver's seat with armrest - height adjustable, lumbar adjustment

Steering wheel - reach and rake adjustment

Electric front windows

Passenger bench seat

'Muscade' upholstery

Exterior

Left side loading door - unglazed

80-litre fuel tank

Door mirrors - heated with electric adjustment and external temperature sensor

16" steel wheels with large wheel stylers

Rear doors - unglazed, 180°

Roof bar fixings

Spare wheel with anti-theft spare wheel holder

SAFETY AND SECURITY

ESC (Electronic Stability Control) with HSA (Hill Start Assist) and Grip Xtend

Anchorage points: 16 for Short Wheel base (SWB) and 18 for Long Wheel Base (LWB)

Full steel bulkhead

Alarm pre-wiring (see Accessories for Alarm)

ABS with EBD (Electronic Brake force Distribution)

Electronic immobiliser

Remote central locking (2 button key)

Deadlocking

Airbag - driver

Seatbelts - 3 point height-adjustable seatbelts with pretensioners and load limiters

4 disc brakes

Additional standard equipment on Crew Vans

2nd row 3 passenger bench seat

Roof-mounted light for second row of seats

Left and right side loading doors - glazed

Plastic side panels up to windows

BUSINESS+ Additional equipment to Business

Interior

Manual air conditioning and pollen filter

Mobile Office (fold down middle passenger seat, with detachable A4 clipboard and laptop storage)

Smartphone dock

Passenger bench seat with underseat storage

Exterior

Body-coloured front bumper, door rail and rear tail light column

SAFETY AND SECURITY

Full steel bulkhead with load-through facility

Wide View Mirror (blind spot mirror in passenger sunvisor)

Rear parking sensors

Additional standard equipment on Crew Vans

2nd row of 3 individual passenger seats

Individual seats with ISOFIX (left and right seats), 2 armrests and underseat storage

SPORT Additional equipment to Business+

Technology

Automatic headlights and wipers

Renault MediaNav 7" touch screen multimedia and navigation system with 2x20W speakers

2x20W radio with DAB, Bluetooth, USB socket

Interior

Leather steering wheel

Premium dashboard with closable upper dashboard storage

'Java' upholstery

2 spot reading lights (driver/passenger)

Exterior

Metallic paint

Body coloured door mirrors, brilliant black, high gloss logo surround and premium, chrome grille

17" 'Cyclade' alloy wheels

SAFETY AND SECURITY

Front fog lights

Cruise control and speed limiter

Additional standard equipment on Crew Vans

2nd row of seats, reclining, with 3 individual roof-mounted spot lights

Left and right side loading doors - glazed with opening windows and sunblinds

2x15W roof-mounted speakers for 2nd row of seats



ALL-NEW TRAFIC COLOURS - AVAILABLE ON ALL MODELS



Stone
HNK



Glacier White
369



Panorama Blue
J43



Mercury
D69



Bamboo Green
DPA



Copper Brown
CNH



Jet Black
D68



Oyster Grey
KNG



Magma Red
NNS



Mole Grey
KPF

SOLID PAINTS

METALLIC PAINTS

	Bamboo Green DPA	Magma Red NNS	Mole Grey KPF	Glacier White 369	Jet Black D68	Oyster Grey KNG	Panorama Blue J43	Copper Brown CNH	Stone HNK	Mercury D69
Business / Business+	●	●	●	●	○	○	○	○	○	○
Sport	●	●	●	●	●	●	●	●	●	●

● = Standard (therefore no cost) ○ = Optional - = Not available

INTERIORS AND UPHOLSTERY



'Muscade' trim



'Java' trim - standard on Sport versions

WHEELS



16" steel wheels



17" 'Cyclade' alloy wheels

Panel Van, Crew Van and
Passenger Vehicles

Business/
Business+

Sport
versions

16" steel wheels

●

-

17" 'Cyclade' alloy wheels

-

●

ALL-NEW TRAFIC VAN PRICING

ENGINE	HP	CO ₂ LEVEL (g/km)	MPG COMBINED	LOAD VOLUME (m ³)	PAYLOAD (Kg)	BASIC PRICE (£)	VAT 20% (£)	TOTAL RETAIL PRICE (£)	MANUFACTURER'S "ON THE ROAD" RRP ¹
PANEL VAN									
BUSINESS SWB LOW ROOF									
SL27 dCi 90	90	170	43.5	5.2	1079	18,245.00	3,649.00	21,894.00	£22,779.00
SL27 dCi 115	115	170	43.5	5.2	1079	18,745.00	3,749.00	22,494.00	£23,379.00
SL27 ENERGY dCi 120	120	155	47.9	5.2	1079	19,345.00	3,869.00	23,214.00	£24,099.00
SL27 ENERGY dCi 140	140	160	46.3	5.2	1079	19,945.00	3,989.00	23,934.00	£24,819.00
SL29 dCi 115	115	170	43.5	5.2	1239	19,245.00	3,849.00	23,094.00	£23,979.00
SL29 ENERGY dCi 120	120	155	47.9	5.2	1239	19,845.00	3,969.00	23,814.00	£24,699.00
SL29 ENERGY dCi 140	140	160	46.3	5.2	1239	20,445.00	4,089.00	24,534.00	£25,419.00
BUSINESS SWB HIGH ROOF									
SH29 ENERGY dCi 120*	120	tbc	tbc	tbc	tbc	20,845.00	4,169.00	25,014.00	£25,899.00
SH29 ENERGY dCi 140*	140	tbc	tbc	tbc	tbc	21,445.00	4,289.00	25,734.00	£26,619.00
BUSINESS LWB LOW ROOF									
LL29 dCi 115	115	170	43.5	6.0	1269	19,945.00	3,989.00	23,934.00	£24,819.00
LL29 ENERGY dCi 120	120	155	47.9	6.0	1269	20,545.00	4,109.00	24,654.00	£25,539.00
LL29 ENERGY dCi 140	140	160	46.3	6.0	1269	21,145.00	4,229.00	25,374.00	£26,259.00
BUSINESS LWB HIGH ROOF									
LH29 ENERGY dCi 120*	120	tbc	tbc	tbc	tbc	21,545.00	4,309.00	25,854.00	£26,739.00
LH29 ENERGY dCi 140*	140	tbc	tbc	tbc	tbc	22,145.00	4,429.00	26,574.00	£27,459.00
BUSINESS+ SWB LOW ROOF									
SL27 dCi 115	115	170	43.5	5.2	1056	19,845.00	3,969.00	23,814.00	£24,699.00
SL27 ENERGY dCi 120	120	155	47.9	5.2	1056	20,445.00	4,089.00	24,534.00	£25,419.00
SL27 ENERGY dCi 140	140	160	46.3	5.2	1056	21,045.00	4,209.00	25,254.00	£26,139.00
BUSINESS+ LWB LOW ROOF									
LL29 dCi 115	115	170	43.5	6.0	1246	21,045.00	4,209.00	25,254.00	£26,139.00
LL29 ENERGY dCi 120	120	155	47.9	6.0	1246	21,645.00	4,329.00	25,974.00	£26,859.00
LL29 ENERGY dCi 140	140	160	46.3	6.0	1246	22,245.00	4,449.00	26,694.00	£27,579.00
SPORT SWB LOW ROOF									
SL27 dCi 115	115	170	43.5	5.2	1041	21,045.00	4,209.00	25,254.00	£26,139.00
SL27 ENERGY dCi 120	120	155	47.9	5.2	1041	21,645.00	4,329.00	25,974.00	£26,859.00
SL27 ENERGY dCi 140	140	160	46.3	5.2	1041	22,245.00	4,449.00	26,694.00	£27,579.00
SPORT LWB LOW ROOF									
LL29 dCi 115	115	170	43.5	6.0	1231	22,245.00	4,449.00	26,694.00	£27,579.00
LL29 ENERGY dCi 120	120	155	47.9	6.0	1231	22,845.00	4,569.00	27,414.00	£28,299.00
LL29 ENERGY dCi 140	140	160	46.3	6.0	1231	23,445.00	4,689.00	28,134.00	£29,019.00
CREW VAN									
BUSINESS SWB LOW ROOF - 6 SEATS									
SL27 dCi 90	90	170	43.5	3.2	975	20,395.00	4,079.00	24,474.00	£25,359.00
SL27 dCi 115	115	170	43.5	3.2	975	20,895.00	4,179.00	25,074.00	£25,959.00
SL27 ENERGY dCi 120	120	155	47.9	3.2	975	21,495.00	4,299.00	25,794.00	£26,679.00
SL27 ENERGY dCi 140	140	160	46.3	3.2	975	22,095.00	4,419.00	26,514.00	£27,399.00
SL29 dCi 115	115	170	43.5	3.2	1005	21,395.00	4,279.00	25,674.00	£26,559.00
SL29 ENERGY dCi 120	120	155	47.9	3.2	1005	21,995.00	4,399.00	26,394.00	£27,279.00
SL29 ENERGY dCi 140	140	160	46.3	3.2	1005	22,595.00	4,519.00	27,114.00	£27,999.00
BUSINESS LWB LOW ROOF - 6 SEATS									
LL29 dCi 115	115	174	42.8	4.0	1060	22,095.00	4,419.00	26,514.00	£27,399.00
LL29 ENERGY dCi 120	120	160	46.3	4.0	1060	22,695.00	4,539.00	27,234.00	£28,119.00
LL29 ENERGY dCi 140	140	164	45.6	4.0	1060	23,295.00	4,659.00	27,954.00	£28,839.00
BUSINESS+ SWB LOW ROOF - 6 SEATS									
SL27 dCi 115	115	170	43.5	3.2	960	21,995.00	4,399.00	26,394.00	£27,279.00
SL27 ENERGY dCi 120	120	155	47.9	3.2	960	22,595.00	4,519.00	27,114.00	£27,999.00
SL27 ENERGY dCi 140	140	160	46.3	3.2	960	23,195.00	4,639.00	27,834.00	£28,719.00
BUSINESS+ LWB LOW ROOF - 6 SEATS									
LL29 dCi 115	115	174	42.8	4.0	1045	23,195.00	4,639.00	27,834.00	£28,719.00
LL29 ENERGY dCi 120	120	160	46.3	4.0	1045	23,795.00	4,759.00	28,554.00	£29,439.00
LL29 ENERGY dCi 140	140	164	45.6	4.0	1045	24,395.00	4,879.00	29,274.00	£30,159.00
SPORT SWB LOW ROOF - 6 SEATS									
SL27 dCi 115	115	170	43.5	3.2	908	23,195.00	4,639.00	27,834.00	£28,719.00
SL27 ENERGY dCi 120	120	155	47.9	3.2	908	23,795.00	4,759.00	28,554.00	£29,439.00
SL27 ENERGY dCi 140	140	160	46.3	3.2	908	24,395.00	4,879.00	29,274.00	£30,159.00
SPORT LWB LOW ROOF - 6 SEATS									
LL29 dCi 115	115	174	42.8	4.0	993	24,395.00	4,879.00	29,274.00	£30,159.00
LL29 ENERGY dCi 120	120	160	46.3	4.0	993	24,995.00	4,999.00	29,994.00	£30,879.00
LL29 ENERGY dCi 140	140	164	45.6	4.0	993	25,595.00	5,119.00	30,714.00	£31,599.00
PLATFORM CAB									
BUSINESS LWB LOOF ROOF									
LL29 ENERGY dCi 120*	120	tbc	tbc	tbc	tbc	20,195.00	4,039.00	24,234.00	£25,119.00
LL29 ENERGY dCi 140*	140	tbc	tbc	tbc	tbc	20,795.00	4,159.00	24,954.00	£25,839.00

¹ Manufacturer's 'On The Road' Recommended Retail Price Includes delivery to the dealer premises, number plates, two one-litre bottles of oil for Traffic, 12 months government road fund licence (depending on CO₂ emissions) and the First Registration Fee of £55. Other goods or services supplied by agreement between the customer and the dealer are not included. * Available from 2015

ALL-NEW TRAFIC VAN OPTIONS

	BUSINESS PANEL VAN	BUSINESS CREW VAN	BUSINESS+ PANEL VAN	BUSINESS+ CREW VAN	SPORT PANEL VAN	SPORT CREW VAN	PLATFORM CAB	BASIC PRICE (£)	VAT (£)	TOTAL RETAIL
EXTERIOR										
17" "Cyclade" alloy wheels ⁽¹⁾	○	○	○	○	●	●	○	750.00	150.00	£900.00
All-weather tyres	○	○	○	○	-	-	○	215.00	43.00	£258.00
Metallic paint	○	○	○	○	●	●	○	400.00	80.00	£480.00
Rear tail light column and door rail - body coloured	○	○	-	-	-	-	○	150.00	30.00	£180.00
Front bumper, rear tail light column and door rail - body coloured	○	○	●	●	-	-	○	300.00	60.00	£360.00
LOADING, TOWING AND CONVERTING										
Conversion interface box	○	○	○	○	○	○	○	150.00	30.00	£180.00
Plylining - resin coated plywood floor	○	○	○	○	○	○	-	175.00	35.00	£210.00
Plylining - reinforced resin coated plywood floor ⁽²⁾	○	○	○	○	○	○	-	275.00	55.00	£330.00
Plylining - sides and resin coated plywood floor	○	○	○	○	○	○	-	630.00	126.00	£756.00
Plylining - sides and reinforced resin coated plywood floor ⁽²⁾	○	-	-	-	-	-	-	730.00	146.00	£876.00
Power take off - engine with specific wiring	○	○	○	○	○	○	○	170.00	34.00	£204.00
Tow bar	○	○	○	○	○	○	-	315.00	63.00	£378.00
SAFETY AND SECURITY										
Alarm	○	○	○	○	○	○	○			See Accessories
Airbag - front passenger with deactivation	○	○	○	○	○	○	○	220.00	44.00	£264.00
Airbag - front lateral, curtain and front passenger with deactivation	○	○	○	○	○	○	○	660.00	132.00	£792.00
Bulkhead - full steel	●	-	-	-	-	-	-			No Cost Option
Bulkhead - full steel (deletes mobile office and load through facility)	-	-	○	-	○	-	-			No Cost Option
Bulkhead - full steel with glazing	○	-	-	-	-	-	-	50.00	10.00	£60.00
Bulkhead - full steel with glazing (deletes mobile office and load through facility) and front passenger bench seat with underseat storage	-	-	○	-	○	-	-			No Cost Option
Bulkhead - full steel with load-through facility + Mobile Office (fold down middle seat with laptop station and detachable A4 clipboard holder)	○	-	-	-	-	-	-	200.00	40.00	£240.00
Mobile Office PACK - Bulkhead - full steel with load-through facility + Mobile Office (fold down middle seat with laptop station and detachable A4 clipboard holder) + Wide view mirror	○	-	●	-	●	-	-	250.00	50.00	£300.00
Bulkhead - full steel with glazing + load-through facility + Mobile Office (fold down middle seat with laptop station and detachable A4 clipboard holder)	○	-	-	-	-	-	-	250.00	50.00	£300.00
Bulkhead - full steel with glazing + load-through facility	-	-	○	-	○	-	-	50.00	10.00	£60.00
Delete bulkhead (also deletes mobile office and load through facility on Business+ and Sport)	○	-	○	-	○	-	●			No Cost Option
Cruise control with speed limiter	○	○	○	○	●	●	○	150.00	30.00	£180.00
Engine speed limiter (56mph/90kmh OR 62mph/100kmh OR 68mph/110kmh)	○	○	○	○	○	○	○	60.00	12.00	£72.00
Key - 3 button with selective opening and electric front windows (driver's side one 'one touch' descending)	○	○	○	○	○	-	-	100.00	20.00	£120.00
Key - 3 button with selective opening	-	-	-	-	○	○	-	50.00	10.00	£60.00
Key - Hands-free key card and electric front windows (driver's side 'one touch' descending) ⁽³⁾	○	○	○	○	-	-	-	145.00	29.00	£174.00
Key - Hands-free key card ⁽³⁾	-	-	-	-	○	○	-	95.00	19.00	£114.00
Key - 2 button with single door opening	○	○	○	○	○	○	○	50.00	10.00	£60.00
Key - 3 button with selective opening and single door opening and electric front windows (driver's side 'one touch' descending)	○	○	○	○	-	-	○	125.00	25.00	£150.00
Key - 3 button with selective opening and single door opening	-	-	-	-	○	○	-	75.00	15.00	£90.00
Key - additional (third)	○	○	○	○	○	○	○	50.00	10.00	£60.00
Digital tachograph	○	○	○	○	-	-	○	450.00	90.00	£540.00
Digital tachograph - Without Navigation system - 2x15W DAB radio with AUX input, Bluetooth and USB socket ⁽⁴⁾	-	-	-	-	○	○	-			No Cost Option
Rear parking sensors	○	○	●	●	●	●	-	200.00	40.00	£240.00
Rear parking camera and rear parking sensors with front fog lights and automatic headlights and wipers	○	○	-	-	-	-	-	500.00	100.00	£600.00
Rear parking camera and rear parking sensors with front fog lights and automatic headlights and wipers	-	-	○	○	-	-	-	300.00	60.00	£360.00
Rear parking camera and rear parking sensors	-	-	-	-	○	○	-	50.00	10.00	£60.00
Tyre pressure monitoring system	○	○	○	○	○	○	○	100.00	20.00	£120.00
Wide View mirror	○	○	○	○	●	●	-	50.00	10.00	£60.00
Without spare wheel	○	○	○	○	○	○	○			No Cost Option
SEATING										
Single passenger's seat - height and lumbar adjustment with armrest - passenger front airbag	○	○	-	○	-	○	○	220.00	44.00	£264.00
Single passenger's seat - height and lumbar adjustment with armrest - passenger front airbag and Bulkhead - full steel (deletes mobile office and load through facility)	-	-	○	-	○	-	-	220.00	44.00	£264.00
Single passenger's seat - height and lumbar adjustment with armrest - passenger front airbag and Bulkhead - full steel with glazing (deletes mobile office and load through facility)	-	-	○	-	○	-	-	220.00	44.00	£264.00
Heated driver's seat with airbag - front lateral, curtain and front passenger with deactivation	○	○	○	○	○	○	○	770.00	154.00	£924.00
Heated driver's and single passenger seat with airbag - front lateral, curtain and front passenger with deactivation	○	○	-	○	○	○	○	770.00	154.00	£924.00
Heated driver's and single passenger seat with airbag - front lateral, curtain and front passenger with deactivation and Bulkhead - full steel (deletes mobile office and load through facility)	-	-	○	-	○	-	○	770.00	154.00	£924.00
Heated driver's and single passenger seat with airbag - front lateral, curtain and front passenger with deactivation and Bulkhead - full steel with glazing (deletes mobile office and load through facility)	-	-	○	-	○	-	○	770.00	154.00	£924.00
DOORS AND WINDOWS										
Electric front windows (driver's side 'one touch' descending)	○	○	○	○	●	●	○	50.00	10.00	£60.00
Interior side panels - load area	○	●	○	●	○	●	-	50.00	10.00	£60.00
Right side loading door - unglazed	○	-	○	-	○	-	-	280.00	56.00	£336.00
Left and right side loading doors - glazed with opening windows	-	○	-	○	-	●	-	70.00	14.00	£84.00
Left and right side loading doors - glazed with opening windows and rear doors - 180° glazed, heated, rear wipers	-	-	-	○	-	-	-	220.00	44.00	£264.00
Left and right side loading doors - glazed with opening windows and rear doors - 180° glazed, heated, rear wipers and bulkhead - full steel with glazing	○	-	-	-	-	-	-	755.00	151.00	£906.00
Left and right side loading doors - glazed with opening windows and rear doors - 180° glazed, heated, rear wipers and bulkhead - full steel with load-through facility - glazed and Mobile Office	○	-	-	-	-	-	-	955.00	191.00	£1,146.00

ALL-NEW TRAFIC VAN OPTIONS

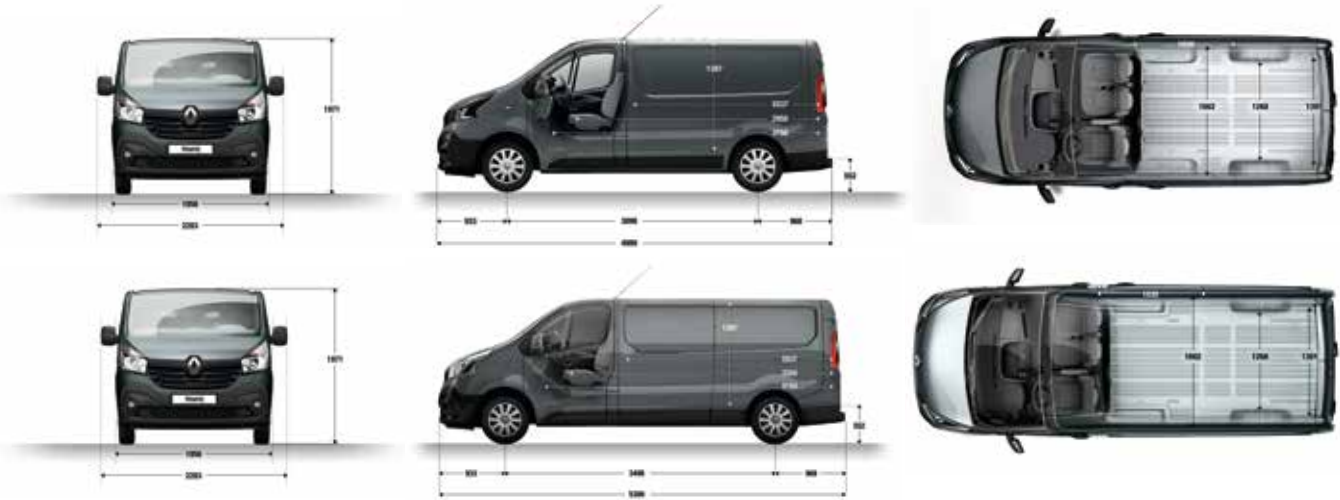
	BUSINESS PANEL VAN	BUSINESS CREW VAN	BUSINESS+ PANEL VAN	BUSINESS+ CREW VAN	SPORT PANEL VAN	SPORT CREW VAN	PLATFORM CAB	BASIC PRICE (£)	VAT (£)	TOTAL RETAIL
DOORS AND WINDOWS continued										
Left and right side loading doors - glazed with opening windows and rear doors - 180° glazed, heated, rear wipers and bulkhead - full steel with load-through facility - glazed	-	-	○	-	○	-	-	755.00	151.00	£906.00
Left and right side loading doors - glazed with opening windows and tailgate, heated, rear wipers and bulkhead - full steel with glazing	○	-	-	-	-	-	-	805.00	161.00	£966.00
Left and right side loading doors - glazed with opening windows and tailgate, heated, rear wipers and bulkhead - full steel with load-through facility - glazed and Mobile Office	○	-	-	-	-	-	-	1,005.00	201.00	£1,206.00
Left and right side loading doors - glazed with opening windows and tailgate, heated, rear wipers and bulkhead - full steel with load-through facility - glazed	-	-	○	-	○	-	-	805.00	161.00	£966.00
Left and right side loading doors - glazed with opening windows and tailgate, heated, rear wipers	-	○	-	○	-	-	-	270.00	54.00	£324.00
Left and right side loading doors - glazed with non opening windows and rear doors - 180° glazed, heated, rear wipers and bulkhead - full steel with glazing	○	-	-	-	-	-	-	685.00	137.00	£822.00
Left and right side loading doors - glazed with non opening windows and rear doors - 180° glazed, heated, rear wipers and bulkhead - full steel with load-through facility - glazed and mobile office	○	-	-	-	-	-	-	885.00	177.00	£1,062.00
Left and right side loading doors - glazed with non opening windows and rear doors - 180° glazed, heated, rear wipers and bulkhead - full steel with load-through facility - glazed	-	-	○	-	○	-	-	685.00	137.00	£822.00
Left and right side loading doors - glazed with non opening windows and tailgate, heated, rear wipers and bulkhead - full steel with glazing	○	-	-	-	-	-	-	735.00	147.00	£882.00
Left and right side loading doors - glazed with non opening windows and tailgate, heated, rear wipers and bulkhead - full steel with load-through access - facility and Mobile Office	○	-	-	-	-	-	-	935.00	187.00	£1,122.00
Left and right side loading doors - glazed with non opening windows and tailgate, heated, rear wipers and bulkhead - full steel with load-through access - facility	-	-	○	-	○	-	-	735.00	147.00	£882.00
Rear doors - glazed, 180°, with rear wipers and rear heated window	-	○	-	○	-	○	-	150.00	30.00	£180.00
Rear doors - glazed, 180°, with rear wipers and rear heated window and bulkhead - full steel with glazing	○	-	-	-	-	-	-	200.00	40.00	£240.00
Rear doors - glazed, 180°, with rear wipers and rear heated window and bulkhead - full steel with load-through facility - glazed and mobile office	○	-	-	-	-	-	-	400.00	80.00	£480.00
Rear doors - glazed, 180°, with rear wipers and rear heated window and bulkhead - full steel with load-through facility - glazed	-	-	○	-	○	-	-	200.00	40.00	£240.00
Rear doors - glazed, 270° - LWB only	-	○	-	○	-	○	-	300.00	60.00	£360.00
Rear doors - glazed, 270° and bulkhead - full steel with glazing - LWB low roof only	○	-	-	-	-	-	-	350.00	70.00	£420.00
Rear doors - glazed, 270° and bulkhead - full steel with load-through facility - glazed and Mobile Office - LWB low roof only	○	-	-	-	-	-	-	550.00	110.00	£660.00
Rear doors - glazed, 270° and bulkhead - bulkhead - full steel with load-through facility - glazed - LWB only	-	-	○	-	○	-	-	350.00	70.00	£420.00
Rear doors - unglazed, 270° - LWB only	○	○	○	○	○	○	-	250.00	50.00	£300.00
Rear tailgate - glazed, heated, rear wipers and bulkhead - full steel with glazing ⁽²⁾	○	-	-	-	-	-	-	250.00	50.00	£300.00
Rear tailgate - glazed, heated, rear wipers and bulkhead - full steel with load-through facility - glazed and Mobile Office ⁽²⁾	○	-	-	-	-	-	-	450.00	90.00	£540.00
Rear tailgate - glazed, heated, rear wipers and bulkhead - full steel with load-through facility - glazed	-	-	○	-	○	-	-	250.00	50.00	£300.00
Rear tailgate - glazed, heated with rear wipers	-	○	-	○	-	○	-	200.00	40.00	£240.00
Glazing Pack 1 (tailgate - glazed and heated with rear wiper +left and right side loading doors - glazed, with opening windows + glazed rear quarter panels) and bulkhead - full steel with glazing ⁽²⁾	○	-	-	-	-	-	-	905.00	181.00	£1,086.00
Glazing Pack 1 (tailgate - glazed and heated with rear wiper +left and right side loading doors - glazed, with opening windows + glazed rear quarter panels) and bulkhead - full steel with load-through facility - glazed + Mobile Office ⁽²⁾	○	-	-	-	-	-	-	1,105.00	221.00	£1,326.00
Glazing Pack 1 (tailgate - glazed and heated with rear wiper +left and right side loading doors - glazed, with opening windows + glazed rear quarter panels) and bulkhead - full steel with load-through facility - glazed	-	-	○	-	○	-	-	905.00	181.00	£1,086.00
Extra tinted windows ⁽³⁾	○	○	○	○	○	○	-	175.00	35.00	£210.00
VISIBILITY										
Automatic headlights and wipers with front fog lights	○	○	○	○	●	●	○	250.00	50.00	£300.00
Front fog lights	○	○	○	○	-	-	○	150.00	30.00	£180.00
COMFORT AND STORAGE										
Climate control and electric front windows - one touch (with automatic headlights and wipers and fog lights) ^{(4) (6)}	○	○	-	-	-	-	○	1,200.00	240.00	£1,440.00
Climate control and electric front windows - one touch (with automatic headlights and wipers and fog lights) ^{(4) (6)}	-	-	○	○	-	-	-	450.00	90.00	£540.00
Climate control ⁽⁶⁾	-	-	-	-	-	-	○	200.00	40.00	£240.00
Manual air conditioning with pollen filter	○	○	●	●	●	●	○	750.00	150.00	£900.00
Smoker pack	○	○	○	○	○	○	○	12.00	2.40	£14.40
Steering wheel - leather with cruise control	○	○	○	○	●	●	○	210.00	42.00	£252.00
Coat hooks x2 - (load area, on bulkhead)	○	-	○	-	○	-	-	12.00	2.40	£14.40
12V power socket in load area	○	○	○	○	○	○	-	30.00	6.00	£36.00
COMMUNICATION										
2x15W DAB radio & CD player with AUX input, Bluetooth and USB socket	○	○	○	○	-	-	○	125.00	25.00	£150.00
MediaNav 7" touch screen multimedia & satellite navigation with 2x20W radio with AUX input, Bluetooth USB socket and DAB ⁽⁷⁾	○	○	○	○	●	●	○	360.00	72.00	£432.00
Renault R-Link 7" touch screen multimedia system with navigation and 3 months TomTom® LIVE services + 2x20W radio with AUX input, Bluetooth USB socket and DAB + cruise control with speedlimiter	○	○	○	○	-	-	○	775.00	155.00	£930.00
Renault R-Link 7" touch screen multimedia system with navigation and 3 months TomTom® LIVE services + 2x20W radio with AUX input, Bluetooth USB socket and DAB	-	-	-	-	○	○	-	365.00	73.00	£438.00
TomTom® LIVE 3 years subscription ⁽⁸⁾	○	○	○	○	○	○	○	125.00	25.00	£150.00
Western Europe map upgrade ⁽⁹⁾	○	○	○	○	○	○	○	90.00	18.00	£108.00
NO MediaNav or Renault R-Link 7" touch screen satellite navigation	●	●	●	●	○	○	●			No Cost Option
Smartphone cradle	○	○	●	●	●	●	○	70.00	14.00	£84.00
Tablet cradle ⁽¹⁰⁾	○	○	○	○	○	○	○	70.00	14.00	£84.00

(1) Not available with All-weather tyres (2) Not available on high roof versions (3) Incompatible with Climate control when ordered on dCi 90 OR dCi 115 variants OR high roof variants (4) Must be taken with either 2x15W DAB radio & CD player with AUX input, Bluetooth and USB socket OR Renault MediaNav 7" touch screen multimedia & satellite navigation with 2x20W radio with AUX input, Bluetooth USB socket and DAB OR Renault R-Link (5) Must be ordered with either glazed tailgate or glazed rear doors (6) Incompatible with Hands-free keycard when ordered on dCi 90 OR dCi 115 variants (7) Incompatible with Digital tachograph (8) Can only be ordered with Renault R-Link multimedia system (9) Requires MediaNav or Renault R-Link (10) Incompatible with 2x15W DAB radio & CD player with AUX input, Bluetooth and USB socket AND Renault MediaNav 7" touch screen multimedia & satellite navigation with 2x20W radio with AUX input, Bluetooth USB socket and DAB AND Renault R-Link

ALL-NEW TRAFIC VAN TECHNICAL SPECIFICATIONS

	dCi 90	dCi 115	ENERGY dCi 120	ENERGY dCi 140
EMISSIONS LEVEL	Euro 5			
WARRANTY	4 years - 100,000 miles warranty 4 years road side assistance			
SERVICING INTERVALS	25,000 miles / 2 years			
ENGINE				
Engine type	R9M408	R9M408	R9M450	R9M450
Engine capacity	1598	1598	1598	1598
Injection type	Common Rail	Common Rail	Common Rail	Common Rail
Fuel type	Diesel	Diesel	Diesel	Diesel
Stop&Start with Energy Smart Management	N/A	N/A	Standard	Standard
Number of cylinders	4	4	4	4
Number of valves	16	16	16	16
Bore / Stroke (mm)	80 / 79.5	80 / 79.5	80 / 79.5	80 / 79.5
Particules Filter	Yes (on engine)	Yes (on engine)	Yes (underbody)	Yes (underbody)
Max engine power (at rpm)	66 (90) at 3500 rpm	84 (115) at 3500 rpm	88 (120) at 3500 rpm	103 (140) at 3500 rpm
Max torque Nm (at rpm)	260 (1500)	300 (1500)	320 (1500)	340 (1500)
Fuel tank capacity (litres)	80	80	80	80
GEARBOX				
Type	Manual : PF6	Manual : PF6	Manual : PF6	Manual : PF6
Number of Forward Gears	6	6	6	6
Vehicle speeds (Mph) at 1000 rpm: in 1st gear	4.12	4.12	4.36	4.19
Vehicle speeds (Mph) at 1000 rpm: in 2nd gear	7.7	7.7	8.67	8.34
Vehicle speeds (Mph) at 1000 rpm: in 3rd gear	12.41	12.41	14.14	13.61
Vehicle speeds (Mph) at 1000 rpm: in 4th gear	19.08	19.08	20.52	19.75
Vehicle speeds (Mph) at 1000 rpm: in 5th gear	24.34	24.34	26.48	25.48
Vehicle speeds (Mph) at 1000 rpm: in 6th gear	31.34	31.34	33.22	31.97
Reverse	4.42	4.42	4.98	4.79
STEERING				
Power assisted steering	Standard			
Turns lock-to-lock (PAS)	3.2			
∅ Turning circle between kerbs (m)	Short wheelbase : 11.84 Long wheelbase : 13.17			
∅ Turning circle between walls (m)	Short wheelbase : 12.4 Long wheelbase : 13.73			
DRIVE TRAIN				
Type	Front wheel drive			
TYRES				
Tyre size (standard)	205/65 R16C 107/105T ENERGY dCi 140 engines : 215/65 R16C 106/104T			
Tyre size (with 17" alloy wheels 'Cyclade') - Standard on Sport versions, optional otherwise	215/60 R17C 109/107T			
BRAKING SYSTEM				
Servobrake: Single (S), Double (D) - ∅ (")	S 11"			
Front: plain disc (DP), Vent disc (DV) ∅ (mm)	DV: ∅ 296x28 - Mono-piston ∅ 60			
Rear: drum (T), plain disc (DP), Vent disc (DV) ∅ (mm)	DP: ∅ 280x12 - Mono-piston ∅ 41			
PERFORMANCE				
Maximum speed mph (km/h)	95 (153)	104 (168)	107 (172)	112 (181)
Acceleration 0-62 mp/h (seconds)	15.9	12.4	12	10.8

ALL-NEW TRAFIC PANEL VAN STANDARD ROOF DIMENSIONS



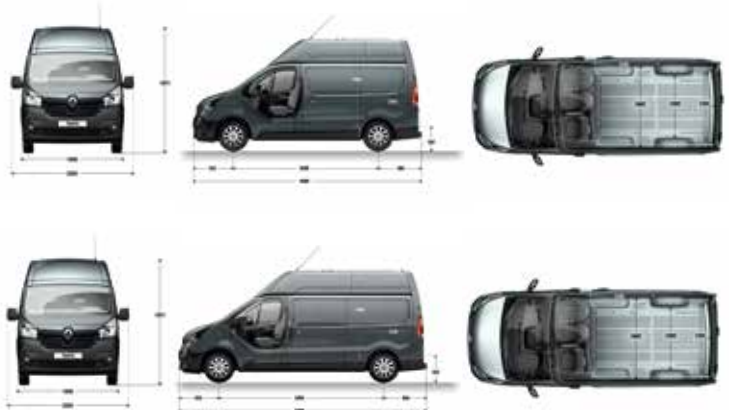
DIMENSIONS (mm)	SL27				SL29			LL29		
ENGINE	dCi 90	dCi 115	ENERGY dCi 120	ENERGY dCi 140	dCi 115	ENERGY dCi 120	ENERGY dCi 140	dCi 115	ENERGY dCi 120	ENERGY dCi 140
Load volume (m³)	5.2	5.2	5.2	5.2	5.2	5.2	5.2	6.0	6.0	6.0
Wheelbase	3098	3098	3098	3098	3098	3098	3098	3498	3498	3498
Load length at floor	2537	2537	2537	2537	2537	2537	2537	2937	2937	2937
Load length with load-through facility	2950	2950	2950	2950	2950	2950	2950	3350	3350	3350
Cargo area length with load-through facility into footwell	3750	3750	3750	3750	3750	3750	3750	4150	4150	4150
Width* length of the load-through facility	510*228	510*228	510*228	510*228	510*228	510*228	510*228	510*228	510*228	510*228
Maximum loading area width	1662	1662	1662	1662	1662	1662	1662	1662	1662	1662
Headroom	1387	1387	1387	1387	1387	1387	1387	1387	1387	1387
Width* height of side loading door	1030 * 1284	1031 * 1284	1032 * 1284	1033 * 1284	1034 * 1284	1035 * 1284	1036 * 1284	1037 * 1284	1038 * 1284	1039 * 1284
Width* height of rear doors	1391 * 1320	1392 * 1320	1393 * 1320	1394 * 1320	1395 * 1320	1396 * 1320	1397 * 1320	1398 * 1320	1399 * 1320	1400 * 1320

WEIGHTS (kg)										
Gross Vehicle Weight	2740	2740	2740	2740	2900	2900	2900	2960	2960	2960
Maximum Payload Business	1079	1079	1079	1079	1239	1239	1239	1269	1269	1269
Maximum Payload Business+	N/A	1056	1056	1056	N/A	N/A	N/A	1246	1246	1246
Maximum payload Sport	N/A	1041	1041	1041	N/A	N/A	N/A	1231	1231	1231
Kerb Weight Business	1661	1661	1661	1661	1661	1661	1661	1691	1691	1691
Kerb Weight Business+	N/A	1684	1684	1684	N/A	N/A	N/A	1714	1714	1714
Kerb Weight Sport	N/A	1699	1699	1699	N/A	N/A	N/A	1729	1729	1729
Max Weight on front axle	1585	1585	1585	1585	1585	1585	1585	1585	1585	1585
Max Weight on rear axle	1650	1650	1650	1650	1650	1650	1650	1650	1650	1650
Braked trailer capacity	2000	2000	2000	2000	2000	2000	2000	2000	2000	2000
Unbraked trailer capacity	750	750	750	750	750	750	750	750	750	750

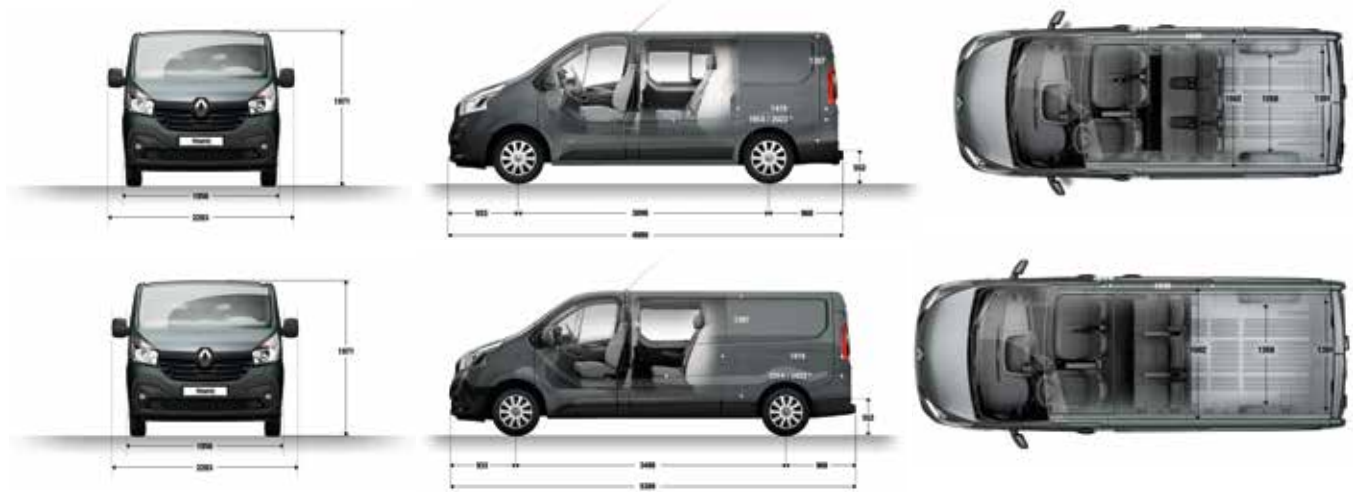
ALL-NEW TRAFIC PANEL VAN HIGH ROOF DIMENSIONS

DIMENSIONS (mm)	SH 29	SH 29	LH 29	LH 29
Engine	ENERGY dCi 120	ENERGY dCi 140	ENERGY dCi 120	ENERGY dCi 140
Load volume	7.2	7.2	8.6	8.6
Wheelbase	3098	3098	3498	3498
Load length at floor	2537	2537	2937	2937
Load length with load-through facility	2950	2950	3350	3350
Cargo area length with load-through facility into footwell	3750	3750	4150	4150
Width * length of the load-through facility	510*228	510*228	510*228	510*228
Maximum loading area width	1662	1662	1662	1662
Headroom	1898	1898	1898	1898
Width * height of side loading door	1030 * 1284	1031 * 1284	1030 * 1284	1031 * 1284
Width * height of rear doors	1391 * 1820	1392 * 1820	1391 * 1820	1392 * 1820

WEIGHTS (kg)				
Gross Vehicle Weight	2920	2920	3020	3020
Gross Train Weight	4920	4920	5020	5020
Maximum Payload	1160	1160	1200	1200
Kerb Weight	1760	1760	1820	1820
Max Weight on front axle	1585	1585	1585	1585
Max Weight on rear axle	1650	1650	1650	1650
Braked trailer capacity	2000	2000	2000	2000
Unbraked trailer capacity	750	750	750	750



ALL-NEW TRAFIC CREW VAN DIMENSIONS



DIMENSIONS (mm)	SL27				SL29			LL29		
ENGINE	dCi 90	dCi 115	ENERGY dCi 120	ENERGY dCi 140	dCi 115	ENERGY dCi 120	ENERGY dCi 140	dCi 115	ENERGY dCi 120	ENERGY dCi 140
Load volume (m³)	3.2	3.2	3.2	3.2	3.2	3.2	3.2	4.0	4.0	4.0
Wheelbase	1819	3098	3098	3098	3098	3098	3098	3498	3498	3498
Load length at floor	1914	1914	1914	1914	1914	1914	1914	2314	2314	2314
Maximum loading area width	1662	1662	1662	1662	1662	1662	1662	1662	1662	1662
Headroom	1387	1387	1387	1387	1387	1387	1387	1387	1387	1387
Width * height of side loading door	1030 * 1284	1031 * 1284	1032 * 1284	1033 * 1284	1034 * 1284	1035 * 1284	1036 * 1284	1037 * 1284	1038 * 1284	1039 * 1284
Width * height of rear doors	1391 * 1320	1392 * 1320	1393 * 1320	1394 * 1320	1395 * 1320	1396 * 1320	1397 * 1320	1398 * 1320	1399 * 1320	1400 * 1320
WEIGHTS (kg)										
Gross Vehicle Weight	2780	2780	2780	2780	2810	2810	2810	2920	2920	2920
Maximum Payload Business	975	975	975	975	1005	1005	1005	1060	1060	1060
Maximum Payload Business+	960	960	960	960	N/A	N/A	N/A	1045	1045	1045
Maximum payload Sport	908	908	908	908	N/A	N/A	N/A	993	993	993
Kerb Weight Business	1805	1805	1805	1805	1805	1805	1805	1860	1860	1860
Kerb Weight Business+	1820	1820	1820	1820	N/A	N/A	N/A	1875	1875	1875
Kerb Weight Sport	1872	1872	1872	1872	N/A	N/A	N/A	1927	1927	1927
Max Weight on front axle	1585	1585	1585	1585	1585	1585	1585	1585	1585	1585
Max Weight on rear axle	1650	1650	1650	1650	1650	1650	1650	1650	1650	1650
Braked trailer capacity	2000	2000	2000	2000	2000	2000	2000	2000	2000	2000
Unbraked trailer capacity	750	750	750	750	750	750	750	750	750	750

ALL-NEW TRAFIC PLATFORM CAB DIMENSIONS

DIMENSIONS (mm)	LL 29	LL 29
Wheelbase	3498	3498
Maximum overall buildable length	5538	5538
Maximum buildable load length	2990	2990
Front overhang	933	933
Buildable rear overhang	1107	1107
Overall width (without door mirrors)	1956	1956
Overall buildable height	2700	2700
Ground clearance	160	160
Width between wheel arches	1268	1268
REAR DOORS		
Loading sill height (unladen)	552	552
WEIGHTS (kg)	ENERGY dCi 120	ENERGY dCi 140
Gross Vehicle Weight	2990	2990
Gross Train Weight	2990	2990
Maximum Payload	1540	1540
Kerb Weight	1450	1450
Max Weight on front axle	1585	1585
Max Weight on rear axle	1650	1650
Braked trailer capacity	2000	2000
Unbraked trailer capacity	750	750

ALL-NEW TRAFIC PASSENGER

WITH SEATING FOR UP TO 9 PEOPLE THE ALL-NEW TRAFIC PASSENGER IS THE ULTIMATE WAY TO TRANSPORT CLIENTS, EMPLOYEES OR THE FAMILY. A LONG WHEELBASE VERSION MAKES ROOM FOR SUITCASES, TOOLS OR EVEN THE FAMILY DOG. THE ALL-NEW TRAFIC PASSENGER SPORT IS EQUIPPED TO MOVE YOUR PASSENGERS IN STYLE, WHILST MAKING YOUR JOURNEY EASIER WITH A RANGE OF ON-BOARD TECHNOLOGY AS STANDARD.



ALL-NEW TRAFIC PASSENGER STANDARD FEATURES

BUSINESS

Technology

4 years warranty (100k miles) & 4 years free roadside assistance
 Trip computer
 DAB radio with Bluetooth, USB socket and AUX input with 2x15W speakers
 12v power socket (front)
 6 speed gearbox with gear shift indicator
 ECOmode button

Interior

2nd row of 3 passenger seats, removeable, outer seats with ISOFIX points
 3rd row of 3 passenger seats, removeable
 Closed glove box
 Driver's seat with armrest - height adjustable, lumbar adjustment
 Steering wheel - reach and rake adjustment
 Electric one touch front windows (driver's side)
 Parcel shelf
 Front passenger bench seat with underseat storage
 'Muscade' upholstery

Exterior

Left and right side loading doors - glazed & glazed rear quarter panels
 80-litre fuel tank
 Door mirrors - heated with electric adjustment and external temperature sensor
 16" steel wheels with large wheel stylers
 Rear tailgate - glazed, heated with rear wipers
 Spare wheel with anti-theft spare wheel holder

SAFETY AND SECURITY

Airbag - driver and front passenger
 ESC (Electronic Stability Control) with Hill Start Assist and Grip Xtend
 ABS with EBD (Electronic Brake force Distribution)
 Tyre pressure monitoring system
 Electronic immobiliser
 Remote central locking (2 button key)
 Deadlocking
 Alarm pre-wiring (see Accessories for Alarm)
 2 ISOFIX points for 2nd row, outer seats
 Seatbelts - 3 point height-adjustable seatbelts with pretensioners and load limiters
 4 disc brakes

SPORT Additional equipment to Business

Technology

Automatic headlights and wipers
 Renault MediaNav 7" touch screen multimedia and navigation system
 Radio with DAB, Bluetooth and USB socket and AUX input with 2x20W speakers

Interior

Manual air conditioning and pollen filter
 Smartphone dock
 Leather steering wheel
 'Java' upholstery
 Premium dashboard with closeable upper dashboard storage
 2 spot reading lights (driver/passenger)

Exterior

Metallic paint
 Body coloured front bumper, door rail, rear tail light column and door mirrors, brilliant black, high gloss logo surround and premium, chrome grille
 Left and right side loading doors - glazed with opening windows
 17" 'Cyclade' alloy wheels

SAFETY AND SECURITY

Front fog lights
 Rear parking sensors
 Cruise control and speed limiter



ALL-NEW TRAFIC PASSENGER PRICES

	HP	CO ₂ LEVEL (g/km)	CO ₂ BAND	MPG COMBINED	ENGINE SIZE (CC)	BASIC PRICE (£)	VAT 20% (£)	TOTAL RETAIL PRICE (£)	MANUFACTURER'S "ON THE ROAD" RRP
BUSINESS SWB 9 SEAT									
SL27 dCi 90	90	174	H	42.8	1598	20,145.00	4,029.00	24,174.00	£25,124.00
SL27 dCi 115	115	174	H	42.8	1598	20,645.00	4,129.00	24,774.00	£25,724.00
SL27 ENERGY dCi 120	120	149	F	49.6	1598	21,245.00	4,249.00	25,494.00	£26,299.00
SL27 ENERGY dCi 140	140	164	G	45.6	1598	21,845.00	4,369.00	26,214.00	£27,054.00
SL29 dCi 115	115	174	H	42.8	1598	21,145.00	4,229.00	25,374.00	£26,324.00
SL29 ENERGY dCi 120	120	149	F	49.6	1598	21,745.00	4,349.00	26,094.00	£26,934.00
SL29 ENERGY dCi 140	140	164	G	45.6	1598	22,345.00	4,469.00	26,814.00	£27,764.00
BUSINESS LWB 9 SEAT									
LL29 dCi 90	90	174	H	42.8	1598	21,345.00	4,269.00	25,614.00	£26,564.00
LL29 dCi 115	115	174	H	42.8	1598	21,845.00	4,369.00	26,214.00	£27,164.00
LL29 ENERGY dCi 120	120	149	F	49.6	1598	22,445.00	4,489.00	26,934.00	£27,739.00
LL29 ENERGY dCi 140	140	164	G	45.6	1598	23,045.00	4,609.00	27,654.00	£28,494.00
SPORT SWB 9 SEAT									
SL27 dCi 115	115	174	H	42.8	1598	22,945.00	4,589.00	27,534.00	£28,484.00
SL27 ENERGY dCi 120	120	149	F	49.6	1598	23,545.00	4,709.00	28,254.00	£29,059.00
SL27 ENERGY dCi 140	140	164	G	45.6	1598	24,145.00	4,829.00	28,974.00	£29,814.00
SPORT LWB 9 SEAT									
LL29 dCi 115	115	174	H	42.8	1598	24,145.00	4,829.00	28,974.00	£29,924.00
LL29 ENERGY dCi 120	120	149	F	49.6	1598	24,745.00	4,949.00	29,694.00	£30,499.00
LL29 ENERGY dCi 140	140	164	G	45.6	1598	25,345.00	5,069.00	30,414.00	£31,254.00

*Manufacturer's 'On The Road' Recommended Retail Price Includes delivery to the dealer premises, number plates, two one-litre bottles of oil for Trafic, 12 months government road fund licence (depending on CO₂ emissions) and the First Registration Fee of £55. Other goods or services supplied by agreement between the customer and the dealer are not included.

ALL-NEW TRAFIC PASSENGER OPTIONS

	BUSINESS 9 SEAT		SPORT 9 SEAT		BASIC PRICE (£)	VAT (£)	TOTAL RETAIL
	SWB	LWB	SWB	LWB			
EXTERIOR							
17" 'Cyclade' alloy wheels ⁽¹⁾	○	○	●	●	750.00	150.00	£900.00
All weather tyres ⁽²⁾	○	○	-	-	215.00	43.00	£258.00
Metallic Paint	○	○	●	●	425.00	85.00	£510.00
Front bumper, rear tail light column and door rail - body coloured	○	○	-	-	300.00	60.00	£360.00
LOADING, TOWING AND CONVERTING							
Conversion interface box	○	○	○	○	150.00	30.00	£180.00
Specific wiring	○	○	○	-	50.00	10.00	£60.00
Tow bar	○	○	○	-	315.00	63.00	£378.00
SAFETY AND SECURITY							
Alarm	○	○	○	○			See Accessories
Airbag - front lateral, curtain	○	○	○	○	440.00	88.00	£528.00
Cruise control with speed limiter	○	○	●	●	150.00	30.00	£180.00
Engine speed limiter (56mph/90kmh OR 62mph/100kmh OR 68mph/110kmh)	○	○	○	○	60.00	12.00	£72.00
Key - 3 button with selective opening	○	○	○	○	50.00	10.00	£60.00
Hands free key card and engine Start button	○	○	○	○	95.00	19.00	£114.00
Key - 2 button with selective opening	○	○	○	○	50.00	10.00	£60.00
Key - 3 button with selective opening and single door opening	○	○	○	○	50.00	10.00	£60.00
Key - additional (third)	○	○	○	○	50.00	10.00	£60.00
Digital tachograph	○	○	○	○	450.00	90.00	£540.00
Digital tachograph - 2x15W DAB radio with AUX input, Bluetooth and USB socket (ilo MediaNav)	○	○	○	○			No Cost Option
Rear parking sensors	○	○	●	●	200.00	40.00	£240.00
Rear parking camera and rear parking sensors with front fog lights and automatic headlights and wipers	○	○	-	-	500.00	100.00	£600.00
Rear parking camera and rear parking sensors	-	-	○	○	50.00	10.00	£60.00
SEATING							
Delete third row of passenger seats (turns the vehicle into a 6 seat)	○	○	○	○			No Cost Option
Passenger's seat - height and lumbar adjustment with armrest (turns the vehicle into an 8 seat)	-	-	○	○			No Cost Option
Heated driver's seat with airbag - front lateral & curtain	○	○	○	○	550.00	110.00	£660.00
Heated driver's & passenger's seat with airbag - front lateral & curtain	-	-	○	○	550.00	110.00	£660.00
DOORS AND WINDOWS							
Left and right side loading doors - glazed with opening windows	○	○	●	●	100.00	20.00	£120.00
Rear doors - glazed, 180°, with rear wipers and rear heated window	○	○	○	○			No Cost Option
Extra tinted windows ⁽³⁾	○	○	○	○	175.00	35.00	£210.00
VISIBILITY							
Automatic headlights and wipers, electric front windows (driver's side 'one touch' descending) and front fog lights	○	○	●	●	220.00	44.00	£264.00
Front fog lights	○	○	-	-	755.00	151.00	£906.00
COMFORT AND STORAGE							
Manual air conditioning with pollen filter	○	○	●	●	750.00	150.00	£900.00
Manual air conditioning with pollen filter (front & rear)	○	○	-	-	1,325.00	265.00	£1,590.00
Manual air conditioning with pollen filter (front & rear)	-	-	○	○	575.00	115.00	£690.00
Manual air conditioning with pollen filter and additional heater	○	○	-	-	1,325.00	265.00	£1,590.00
Manual air conditioning with pollen filter and additional heater	-	-	○	○	575.00	115.00	£690.00
Manual air conditioning with pollen filter (front & rear) and additional heater	○	○	-	-	1,995.00	399.00	£2,394.00
Manual air conditioning with pollen filter (front & rear) and additional heater	-	-	○	○	1,345.00	269.00	£1,614.00
Additional heating for rear passenger area	○	○	○	○	350.00	70.00	£420.00
Smoker pack	○	○	○	○	12.00	2.40	£14.40
Luggage net	○	○	○	○	100.00	20.00	£120.00
Steering wheel - leather with cruise control	○	○	●	●	210.00	42.00	£252.00
COMMUNICATION							
2X15W DAB radio & CD player with AUX input, Bluetooth and USB socket ⁽⁴⁾	○	○	-	-	125.00	25.00	£150.00
2X15W DAB radio & CD player with AUX input, Bluetooth and USB socket (ilo MediaNav) ⁽⁴⁾	-	-	○	○			No Cost Option
MediaNav 7" touch screen multimedia & satellite navigation with 2x20W radio with AUX input, Bluetooth, USB socket & DAB ⁽⁴⁾	○	○	●	●	360.00	72.00	£432.00
Renault R-Link 7" touch screen multimedia & satellite navigation with 2x20W radio with AUX input, Bluetooth, USB socket and DAB (includes 12 months free TomTom® LIVE services) + cruise control with speed limiter ⁽⁴⁾	○	○	-	-	775.00	155.00	£930.00
Renault R-Link 7" touch screen multimedia & satellite navigation with 2x20W radio with AUX input, Bluetooth, USB socket and DAB (includes 12 months free TomTom® LIVE services) ⁽⁴⁾	-	-	○	○	265.00	53.00	£318.00
Connectivity + TomTom® LIVE 3 year subscription (for Renault R-Link)	○	○	○	○	175.00	35.00	£210.00
TomTom® LIVE 3 years subscription ⁽⁵⁾	○	○	○	○	125.00	25.00	£150.00
Western Europe map upgrade ⁽⁶⁾	○	○	○	○	90.00	18.00	£108.00
Smartphone cradle	○	○	●	●	70.00	14.00	£84.00
Tablet cradle ^{(4) (7)}	○	○	-	-	70.00	14.00	£84.00
Tablet cradle (ilo MediaNav) ^{(4) (7)}	-	-	○	○			No Cost Option
Without radio	○	○	○	○			No Cost Option
Without MediaNav	○	○	○	○			No Cost Option

(1) Not available with All-weather tyres (2) Not available with 17" 'Cyclade' alloy wheels (3) Must be ordered with either glazed tailgate or glazed rear doors (4) Incompatible with Digital tachograph (5) Can only be ordered with Renault R-Link (6) Requires MediaNav or Renault R-Link (7) Incompatible with 2x15W DAB radio & CD player with AUX input, Bluetooth and USB socket AND Renault MediaNav 7" touch screen multimedia & satellite navigation with 2x20W radio with AUX input, Bluetooth USB socket and DAB AND Renault R-Link multimedia system

ALL-NEW TRAFIC VAN PASSENGER TECHNICAL SPECIFICATIONS

	dCi 115	dCi 115	ENERGY dCi 120	ENERGY dCi 140
EMISSIONS LEVEL	Euro 5			
TYPE MINE				
Number of seats	9	9	9	9
WARRANTY	«4 YEARS - 100,000 MILES WARRANTY 4 YEARS ROAD SIDE ASSISTANCE			
SERVICING INTERVALS	25,000 miles / 2 years			
ENGINE				
Engine type	R9M408	R9M408	R9M450	R9M450
Engine capacity	1598	1598	1598	1598
Injection type	Common Rail	Common Rail	Common Rail	Common Rail
Fuel type	Diesel	Diesel	Diesel	Diesel
Start/Stop + ESM	N/A	N/A	Standard	Standard
Number of cylinders	4	4	4	4
Number of valves	16	16	16	16
Bore / Stroke (mm)	80 * 79.5	80 * 79.5	80 * 79.5	80 * 79.5
Particules Filter	Yes (on engine)	Yes (on engine)	Yes (underbody)	Yes (underbody)
Max engine power KW (hp)	66 (90)	84 (115)	88 (120)	103 (140)
Max engine power (rpm)	3500	3500	3500	3500
Max torque Nm (rpm)	260 (1500)	300 (1500)	320 (1500)	340 (1500)
Fuel tank capacity (litres)	80	80	80	80
GEARBOX				
Type	Manual	Manual	Manual	Manual
Number of Forward Gears	5	5	5	5
Vehicle speeds (Mph) at 1000 rpm: in 1st gear	SWB : 4.12 LWB : TBC	SWB : 4.12 LWB : TBC	SWB : 4.36 LWB : 4.45	4.19
Vehicle speeds (Mph) at 1000 rpm: in 2nd gear	SWB : 7.70 LWB : TBC	SWB : 7.70 LWB : TBC	SWB : 8.67 LWB : 8.84	8.34
Vehicle speeds (Mph) at 1000 rpm: in 3rd gear	SWB : 12.41 LWB : TBC	SWB : 12.41 LWB : TBC	SWB : 14.14 LWB : 14.42	13.6
Vehicle speeds (Mph) at 1000 rpm: in 4th gear	SWB : 19.08 LWB : TBC	SWB : 19.08 LWB : TBC	SWB : 20.52 LWB : 20.92	19.75
Vehicle speeds (Mph) at 1000 rpm: in 5th gear	SWB : 24.34 LWB : TBC	SWB : 24.34 LWB : TBC	SWB : 26.48 LWB : 27	25.48
Vehicle speeds (Mph) at 1000 rpm: in 6th gear	SWB : 31.34 LWB : TBC	SWB : 31.34 LWB : TBC	SWB : 33.22 LWB : 33.88	31.97
Reverse	SWB : 4.42 LWB : TBC	SWB : 4.42 LWB : TBC	SWB : 4.98 LWB : 5.08	4.79
STEERING				
Power assisted steering	standard	standard	standard	standard
Turns lock-to-lock (PAS)	3.2	3.2	3.2	3.2
Ø Turning circle between kerbs (m)	Short wheelbase : 11.84 / Long wheelbase : 13.17			
Ø Turning circle between walls (m)	Short wheelbase : 12.4 / Long wheelbase : 13.73			
DRIVE TRAIN				
Type	Front wheel drive	Front wheel drive	Front wheel drive	Front wheel drive
TYRES				
Tyre size (standard)	SL27/SL29 205/65R16C 105/107T. Except ENERGY dCi 140 : 215/65R16C 106/104T LL29 : 215/65R16C 106/104T			
BRAKING SYSTEM				
Servobrake: Single (S), Double (D) - Ø (")	S 11	S 11	S 11	S 11
Front: plain disc (DP), Vent disc (DV) Ø (mm)	DV: Ø 296x28 - Mono-piston Ø 60			
Rear: drum (T), plain disc (DP), Vent disc (DV) Ø (mm)	DP: Ø 280x12 - Mono- piston Ø 41			
PERFORMANCE				
Maximum speed mph (km/h)	95 (153)	104 (168)	107 (172)	112 (181)
Acceleration 0-62 mp/h (seconds)	15.9	12.4	12	10.8
FUEL CONSUMPTION				
CO ₂ emissions (g/km)	174	174	149	164
Urban - mpg (litres/100km)	35.8	35.8	44.1	39.2
Extra Urban - mpg (litres/100km)	47.9	47.9	53.3	49.6
Combined - mpg (litres/100km)	42.8	42.8	49.6	45.6

ALL-NEW TRAFIC PASSENGER DIMENSIONS AND SEAT LAYOUTS

SHORT WHEEL BASE

DIMENSIONS (mm)	SL27				SL29			
	ENGINE	dCi 90	dCi 115	ENERGY dCi 120	ENERGY dCi 140	dCi 115	ENERGY dCi 120	ENERGY dCi 140
Wheelbase		3098	3098	3098	3098	3098	3098	3098
Total length (with tailgate open / rear doors open)		4999 (6129 / 5814)	4999 (6129 / 5814)	4999 (6129 / 5814)	4999 (6129 / 5814)	4999 (6129 / 5814)	4999 (6129 / 5814)	4999 (6129 / 5814)
Front overhang		933	933	933	933	933	933	933
Rear overhang		968	968	968	968	968	968	968
Front track		1615	1615	1615	1615	1615	1615	1615
Rear track		1628	1628	1628	1628	1628	1628	1628
Maximum width (without door mirrors)		1956	1956	1956	1956	1956	1956	1956
Maximum width (with door mirrors)		2283	2283	2283	2283	2283	2283	2283
Maximum height (unladen)		1971	1971	1971	1971	1971	1971	1971
Maximum height (laden)		1910	1910	1910	1910	1910	1910	1910
Sill height (unladen)		552	552	552	552	552	552	552
Ground clearance		160	160	160	160	160	160	160
Elbow room		1624	1624	1624	1624	1624	1624	1624
Front interior width		1652	1652	1652	1652	1652	1652	1652
Headroom		1387	1387	1387	1387	1387	1387	1387
Rear width - top		1368	1368	1368	1368	1368	1368	1368
Rear width - bottom		1391	1391	1391	1391	1391	1391	1391
Width between wheel arches		1268	1268	1268	1268	1268	1268	1268
Maximum interior width		1662	1662	1662	1662	1662	1662	1662
Sliding door sill width		907	907	907	907	907	907	907
Rear door sill height		1295	1295	1295	1295	1295	1295	1295
Sliding door sill height		1284	1284	1284	1284	1284	1284	1284
Cargo area length on floor (with tailgate)		734	734	734	734	734	734	734
WEIGHTS (kg)								
Gross Vehicle Weight		2840	2840	2760	2760	2840	2910	2910
Gross Train Weight		4840	4840	4760	4760	4840	4910	4910
Maximum Payload		939	939	959	959	939	1009	1009
Kerb Weight		1901	1901	1901	1901	1901	1901	1901
1° axle kerb weight (Kg)		1112	1112	1119	1119	1112	1119	1119
2° axle kerb weight (Kg)		789	789	782	782	789	782	782
Max Weight on front axle		1392	1392	1359	1359	1392	1403	1403
Max Weight on rear axle		1448	1448	1501	1501	1448	1507	1507



LONG WHEEL BASE

DIMENSIONS (mm)	LL29				
	ENGINE	dCi 90	dCi 115	ENERGY dCi 120	ENERGY dCi 140
Wheelbase		3498	3498	3498	3498
Total length (with tailgate open / rear doors open)		5399 (6529 / 6214)	5399 (6529 / 6214)	5399 (6529 / 6214)	5399 (6529 / 6214)
Front overhang		933	933	933	933
Rear overhang		968	968	968	968
Front Track		1615	1615	1615	1615
Rear track		1628	1628	1628	1628
Maximum width (without door mirrors)		1956	1956	1956	1956
Maximum width (with door mirrors)		2283	2283	2283	2283
Maximum height (unladen)		1971	1971	1971	1971
Maximum height (laden)		1912	1912	1912	1912
Sill height (unladen)		552	552	552	552
Ground clearance		160	160	160	160
Elbow room		1624	1624	1624	1624
Front interior width		1652	1652	1652	1652
Headroom		1019	1019	1019	1019
Rear width - top		1368	1368	1368	1368
Rear width - bottom		1391	1391	1391	1391
Width between wheel arches		1268	1268	1268	1268
Maximum loading area width		1662	1662	1662	1662
Sliding door sill width		907	907	907	907
Rear door sill height		1295	1295	1295	1295
Sliding door sill height		1284	1284	1284	1284
Cargo area length on floor (with tailgate)		1134	1134	1134	1134
WEIGHTS (kg)					
Gross Vehicle Weight		3000	3000	3010	3010
Gross Train Weight		5000	5000	5010	5010
Maximum Payload		1099	1099	1109	1109
Kerb Weight		1901	1901	1901	1901
1° axle kerb weight (Kg)		1155	1155	1160	1160
2° axle kerb weight (Kg)		746	746	741	741
Max Weight on front axle		1438	1438	1499	1499
Max Weight on rear axle		1562	1562	1511	1511



ALL-NEW TRAFIC ACCESSORIES



1.



2.



3.



4.



5.



6.



1. Trunk Protector: Protect your vehicle from everyday wear and tear. **2. Parking Sensors:** Manoeuvre more safely around town or a worksite with the option of front and rear parking sensors. **3. Alarm:** Increase the security of your vehicle with this effective theft deterrent. **4. Mats:** Protect your vehicle's floor from wear, mud and moisture with these waterproof mats. **5. Mats:** Add to the everyday appeal of your vehicle with a set of carpet mats. **6. Towbars:** A range of Renault tow bars offer excellent durability and sync perfectly with the ESC system to activate Trailer Swing Assist.

ACCESSORIES PRICING

	BASIC PRICE	TOTAL RETAIL PRICE
PROTECTION PACK		
Alarm		
Trunk Entry Guard		
Front Parking Sensor	700.00	£840.00
Rear Parking Sensors		
Ply Lining	250.00	£300.00
Alarm	230.00	£276.00
Trunk Entry Guard	110.00	£132.00
Front Parking Sensor	245.00	£294.00
Rear Parking Sensors	215.00	£258.00
Rubber Mats (1st Row, RHD)	50.00	£60.00
Textile Mats (RHD)	50.00	£60.00

	BASIC PRICE	TOTAL RETAIL PRICE
SEATING		
Leather - (Van range - 3 seats)	550.00	£660.00
Leather - (Crew Van range - 6 seats)	995.00	£1194.00
Leather - (Passenger range - 9 seats)	1495.00	£1794.00
Artisan Leather - (Van range - 3 seats)	750.00	£900.00
Artisan Leather - (Crew Van range - 6 seats)	1195.00	£1434.00
Artisan Leather - (Passenger range - 9 seats)	1695.00	£2034.00
Standard Towbar + 13 Pin Electrics	270.00	£324.00
Removable towbars + 13 pin electrics	400.00	£480.00

ALL-NEW TRAFIC SERVICING GRID

CONTENT	DURATION	BASIC PRICE	TOTAL RETAIL PRICE
Servicing only	3 years / 45,000 miles	£191.00	£229.00
Servicing only	4 years / 60,000 miles	£524.00	£629.00
Servicing only	4 years / 80,000 miles	£708.00	£849.00
Servicing + Wear & Tear	3 years / 45,000 miles	£608.00	£729.00
Servicing + Wear & Tear	4 years / 60,000 miles	£1,208.00	£1,449.00
Servicing + Wear & Tear	4 years / 80,000 miles	£2,041.00	£2,449.00

Contracts must be paid in full at the time of purchase and can be purchased up to one year after vehicle registration, or before the first service is due.

Terms & Conditions:

Servicing only: Covers vans for manufacturer servicing up to the age and mileage limit stated, whichever comes first. Services must be carried out in line with the manufacturer's minimum maintenance programme requirements and servicing intervals within +/- 1 month or 1,000 miles of the service interval and can only be carried out at a Renault Approved UK outlet. Service plan does not cover wear and tear items such as (but not limited to) tyres, brakes, wiper blades or brakes.

Servicing + Wear and Tear: Covers vans for manufacturer servicing up to the age and mileage limit stated, whichever comes first. Services must be carried out in line with the manufacturer's minimum maintenance programme requirements and servicing intervals within +/- 1 month or 1,000 miles of the service interval and can only be carried out at a Renault Approved UK outlet. Covers the cost of replacement parts, labour and VAT for wear and tear items for the duration of the contract, up to the age and mileage limit stated. Items covered include (but are not limited to) front and rear brake pads and discs, wiper blades, headlamps, shock absorbers and MOT test. Replacement tyres are NOT covered under this contract.



RENAULT PRO+ A SIGN OF SERVICE

A FORERUNNER IN SERVICE SINCE THE CREATION OF RENAULT BUSINESS CENTRES IN 1999, OF WHICH THERE ARE NOW MORE THAN 700 OUTLETS IN 20 COUNTRIES, TODAY RENAULT REINFORCES ITS SERVICES FOR PROFESSIONALS AND COMMERCIAL VEHICLE CUSTOMERS WITH NATIONWIDE “**RENAULT PRO+ DEALER**” COVERAGE. FOR MORE INFORMATION, VISIT WWW.RENAULT.CO.UK/PRO+

At Renault, we understand that your vehicles are your most important work tool and so the **RENAULT PRO+** network is guided by three main principles:

01 The expertise of your advisor who has an extensive understanding of your trade

At Renault Pro+ you are dealing with professionals: all of our employees are trained with your professional needs in mind. With their knowledge of commercial vehicles and fleet business, they are able to take care of your operational needs and create mobility solutions tailor made for you.

02 A "One Stop Shop" where all your service needs are taken care of to guarantee your mobility

Because you need to save time, all Renault services have been relocated to a bespoke centre, providing new and used vehicle sales, after sales, finance, service and maintenance.

03 The RENAULT PRO+ business customers promise

To ensure your business minimizes unproductive time off the road, Renault Pro+ offers you:

- Specialist commercial vehicle sales and after sales advisors.
- A comprehensive display of cars and commercial products, including converted vehicles.
- A large choice of cars and commercial vehicle available for test drives.
- A personalised finance proposal in under 48 hours.
- Extended Service hours for business users.
- A detailed invoice and an estimation of work time for all repair work.
- A courtesy vehicle, most applicable to your needs.
- Maintenance and repair work for vehicles up to 7 tonnes in weight.
- Within the hour diagnostics.
- A maximum 48 hours lead time for service and repair.





FOUR YEARS WARRANTY & RENAULT ASSISTANCE

WITH 4 YEARS WARRANTY AND RENAULT ASSISTANCE AS STANDARD

4 YEARS WARRANTY

Your vehicle is covered by a warranty package for up to 4 years/100,000 miles (whichever comes first). The first 2 years are unlimited mileage, followed by a further 2 years up to 100,000 miles. Your dealer is able to repair or replace, without charge, parts that are found to have a material or assembly defect that is recognised by Renault. The paintwork warranty runs for a period of 3 years and the anti-corrosion warranty for a period of 12 years.

4 YEARS RENAULT ASSISTANCE

Should you need it, we'll provide emergency roadside repairs or tow you to the nearest Renault dealer. This service is available 24 hours a day, every day of the year. Renault Assistance Cover provided from months 0 to 48 includes, assistance at the roadside and home, national recovery, onward travel with European cover from months 0 to 36 only. Cover includes mechanical or electrical defects covered by the warranty.



FINANCE OPTIONS

There are a wide variety of ways in which the purchase of a new vehicle can be financed. Renault Business Finance offers all of them, so whether you're a fleet buyer or private buyer, Renault Business Finance is ideally placed to tell you which plan or combination of plans best suits your needs and circumstances.

4+ The 2015 4+ package applicable to new vehicles when ordered from 1 January 2015. All vehicles covered with 4 years' warranty and Renault Assistance as standard. For full Renault Warranty Terms and Conditions visit www.renault.co.uk/warranty. For Renault Assistance Terms and Conditions visit www.renault.co.uk/assistance. Finance provided by RCI Financial Services Ltd, P.O. Box 149, Watford, WD17 1FJ. Guarantees and indemnities may be required. You must be at least 18 and a UK resident (excludes Isle of Man and Channel Islands) to apply. Subject to status, terms and conditions apply.

RENAULT INSURANCE

A van as well designed as your Renault deserves an insurance policy to match. Renault Van Insurance has been specifically created to provide superb protection for you and your van. In addition to a very competitive premium, Renault Van Insurance also includes:

- Your van returned to its pre-accident condition;
- A like for like replacement if written off in first 12 months of registration;
- Signage cover included in your premium;
- Windscreen cover;
- All repairs carried out by Renault Approved Accident Repair Centres which ensure the repair to manufacturer standards;
- Genuine Renault Parts to safeguard your warranty and to preserve the safety found in all our vehicles

Renault Van Insurance offers unbeatable protection, only fitting genuine Renault replacement parts at Renault Approved Accident Repair Centres. If you need any help, or have any questions please do not hesitate to contact us and we will be happy to talk things through with you. Our lines open 8am – 8pm weekdays, 9am – 5pm Saturdays and 10am – 3pm Sunday. Calls may be recorded. All quotes are based on individual circumstance and subject to insurers underwriting criteria.

Renault Insurance is arranged and administered by iGO4 Partners Limited which is authorised and regulated by the Financial Conduct Authority. Financial Services Registration Number 490061. Registered Office: Sundance House, Staniland Way, Werrington, Peterborough, PE4 6JT. Registered in England & Wales No. 6710272.

*comprehensive cover only

Renault Van Insurance:
0845 603 8258
www.renaultvaninsurance.co.uk

CUSTOMER RELATIONS

Renault knows the value of communicating with its customers and we have established effective ways to keep in touch with you. If after speaking to your local Renault dealership you are not completely satisfied, please contact the Renault UK Customer Relations Department on **0344 3350000** (Mon-Fri 9.00am to 5.30pm, except Weds 10.00am to 5.30pm. Closed on Bank Holidays). You can also visit our website www.renault.co.uk Or write to us at: **Renault UK Ltd, The Rivers Office Park, Denham Way, Maple Cross, Rickmansworth, Hertfordshire, WD3 9YS.**

RENAULT NETWORK SERVICES

No-one is better placed than Renault to maintain, fit and repair your Renault, fast. The Renault Minute (maintenance and repair with no appointment necessary) and Renault Rapide Bodycare (bumper scuffs, dings and dents, windscreen, stone chips and interior repairs...) services deliver the highest level of repair and maintenance and offer a full year's guarantee on Original Renault Parts. And don't forget to have a look at our wide range of additional equipment and accessories!

SERVICE INTERVALS

25,000 miles / 2 years:
• All-New Traffic all engines



RENAULT VANS, NUMBER ONE IN EUROPE SINCE 1998

(www.renault.co.uk)



Although every effort has been made to ensure that the information contained within this brochure is as accurate and up to date as possible, Renault U.K. reserves the right to modify its models without notice, including their characteristics, specifications, equipment and accessories. Brochures inevitably become out of date or inaccurate in some respects, in that such characteristics, specifications equipment, or accessories may be changed after the publication date given below and can differ from the descriptions given. It is therefore necessary to check with your Renault Dealer before purchasing any product that the characteristics, specifications, equipment or accessories of the vehicle on order are as advertised.

Publication date January 2015.

